

REP-REP-RAE3652-5211029 Replacing backrest cover for left or right front seat (power for Coupé)

Vehicle: 3' / E36 / Coupe / 328i / M52 / USA / left-hand drive / AUT / 1998 / 1

System version: 1.1.10

Data version: 3.54

52 11 029

Replacing backrest

cover for left or right front seat (power for Coupé)

Remove power seat in Coupé,

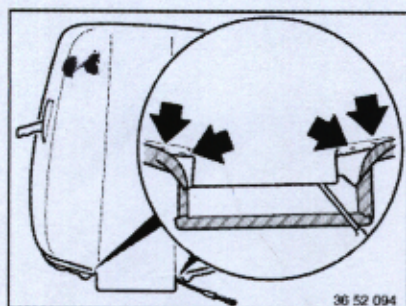
refer to 52 10 000

Remove seat cushion,

refer to 52 10 079

Remove backrest shell,

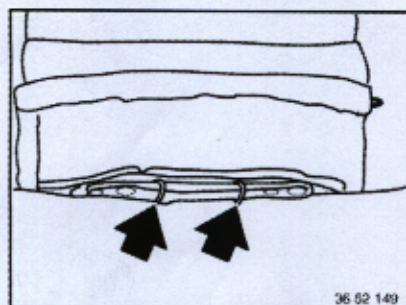
refer to 52 10 082



Loosen retainers at bottom.

Installation:

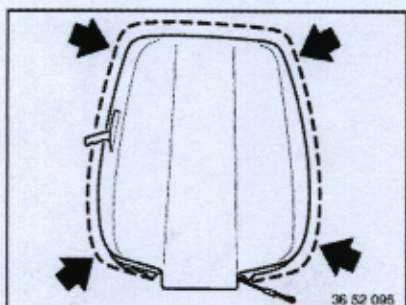
Secure clips (16 mm length) with air pressure tacker (refer to BMW Parts Service).



Loosen retainers on backrest shell.

Installation:

Lock new retainers by bending with special tool 52 0 050.

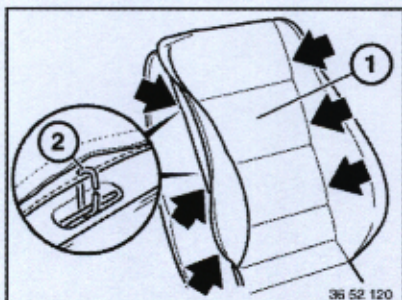
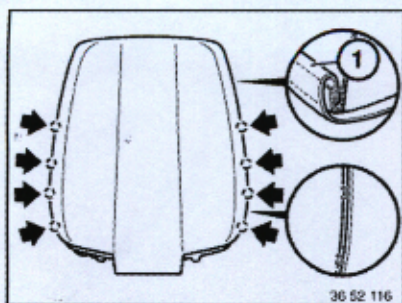


Lift out cover all around and remove together with padding (foam rubber).

Installation:

To prevent folds forming in the backrest cover, make sure the profile strip (1) is completely seated in the plug-in groove.

Spring clips must not be damaged; replace them if necessary.

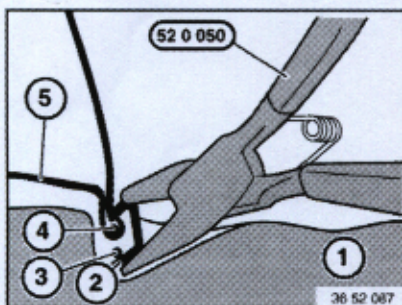


Fold backrest cover (1) together and separate clips (1) (arrowed).
Remove backrest cover.

Installation:

Pull securing rods from old cover.

Make cuts in new cover and slide in securing rods.



Installation:

Lock new retainers by bending with special tool 52 0 050.

- (1) Padding
- (2) Retainer
- (3) Securing rod in padding
- (4) Securing rod in cover
- (5) Cover